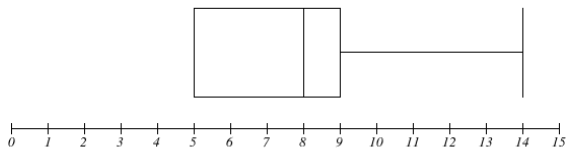


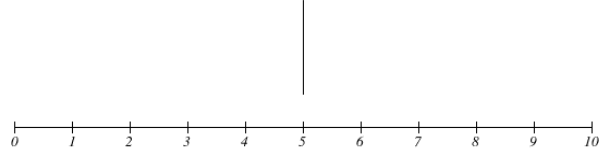
Box and Whisker Plots - Take 1

1) Which of the following images would be considered box and whisker plots?

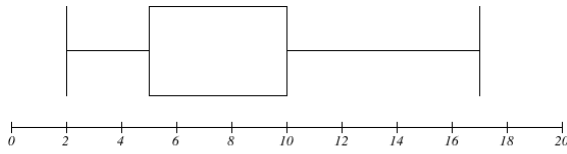
A



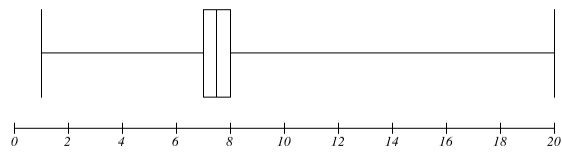
B



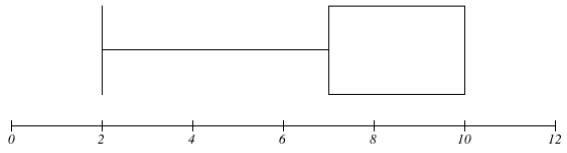
C



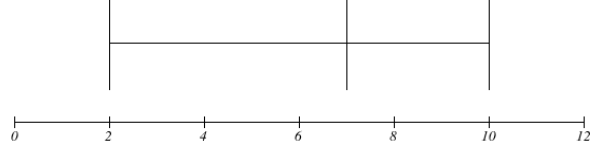
D



E



F

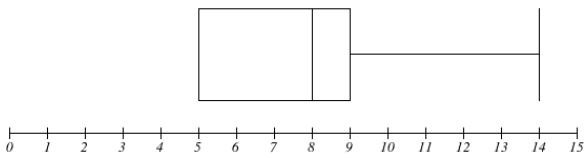


Box and Whisker Plots -Take 2

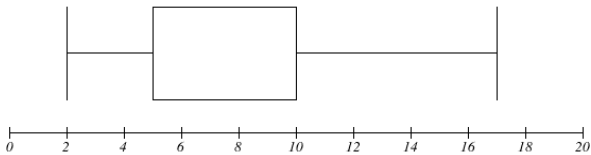
Consider the images on question 1) of the Box and Whisker Plots - Take 1 worksheet. Every image on that activity IS a box and whisker plot!

1. For each image, (i) determine a five number summary that would satisfy each graph and if another five number summary is possible for the same graph and (ii) come up with a data set of at least 8 data values that would satisfy each graph.

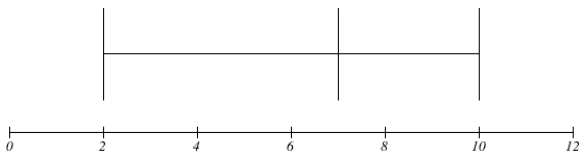
A



B



C



D

